



**ADDENDUM NO. 2 – DPW#17603 – Southeast Idaho Veterans Cemetery**

**Date:** June 06, 2019

**Prepared By:** **South Beck & Baird**  
2002 South Vista Avenue  
Boise, ID 83705  
P: 208-342-4811 / 208-342-2999

**Project:** DPW#17603 Southeast Idaho Veterans Cemetery  
Blackfoot, Idaho

**Owner:** Idaho State Veterans Cemetery  
10101 Horseshoe Bend Road  
Boise, Idaho 83714

**DPW Project No:** 17603  
**VCGP Project No:** FAI ID-13-03

**Total Sheet Count:** 39

**To:** Prospective Bidders

---

**NOTICE TO ALL BIDDERS:**

This Addendum forms a part of the Contract Documents and modifies the original bidding documents dated May 06, 2019. Any conflicts that may arise between this addendum and the original bidding documents or any previously issued addenda, this addendum shall govern. Cost adjustments associated with modifications shown within this addendum shall become a part of the fixed price construction contract agreement to the same extent as the original documents. Please acknowledge receipt of this Addendum on the bid form. Failure to comply will subject the bidder to disqualification.

This Addendum consists of:

- Change in Bid Opening Date
- New Bid Proposal Form
- Clarifications to Bid Documents
- Availability of electronic surface files
- Liquidated Damages and Length of Construction Schedule
- Wage Determination and Davis Bacon Clarifications on Classifications and State Funding
- Clarifications on Additive Alternates and Clarification on Prioritization
- Change in Bid Opening date
- Updated Plan Holders List

---

**GENERAL:**



1. Clarification: The bid opening has been changed from June 13<sup>th</sup> at 2:00 pm to June 18<sup>th</sup> at 2:00 pm at same location. This changes the cut-off for addenda to June 14<sup>th</sup> and cut-off for questions to June 11<sup>th</sup>.
2. Prioritization of Additive Alternates: An additional three (3) additive alternates have been included in the project and are included in the revised bid proposal. This is to provide flexibility for the State of Idaho to insure a qualified bid that meets the funding requirements of the Veteran's Administration. Normal numbering of alternates is based upon importance of prioritization to the State. For clarity we have not renumbered all of the alternates and instead will list the general prioritization of alternates considered by the State as follows:
  - A. Additional Administration Building
  - B. Additional Maintenance Building
  - C. Off-Site Water
  - D. Entry Signage
  - E. Perimeter Trees
  - F. Water Well
  - G. 5 strand fencing to Chain Link
  - H. Paved Service Road
  - I. Security System
  - J. Covered Equipment Building – Pre-Engineered Building

Note that the State reserves the right to select alternates as needed to best fit the federal funding requirements.

3. This is a single bid package. Use of Bid Package 1 and Bid Package 2 on Cover Sheet Sheet List was only to facilitate Idaho Division of Building Safety submittal and review process.
4. An updated plan holders list is attached.
5. See attachment for Division of Public Works Approval Letter for Sole Source authorization for Baseline Irrigation Automatic Control System. Baseline will be the only approved automatic controller due to management of system from the Boise campus and efficiencies of not having to train multiple staff to manage irrigation system.
6. See attached Department of Veterans Affairs Memorandum regarding the Buy America Act and the 2019 Executive Order. Contractors are to follow all aspects of this memorandum in all aspects of the base bid elements of this project.
7. The 3-d surface of the existing and proposed grades are available for use. Contractor to assume all responsibility for its use and will hold South Beck and Baird harmless for any inaccuracies in the electronic files. Contact Jim Mihan at [mihan@sbbgo.com](mailto:mihan@sbbgo.com) for a link to the files.

**BOILERPLATE:**

1. Instruction to Bidders: On ITB page 4, Wage Rates, please add the following language after the first sentence:



- A. Davis Bacon Wages: The portions of this project funded by all base bid funding is subject to the requirements of the Davis-Bacon Act (40 U.S.C. §3145) as supplemented by Department of Labor relations at 29 C.F.R. part 5 (construction contracts in excess of \$2,000 awarded by recipients and sub-recipients).

Construction type: This project will have dual considerations. All non-building work will be classified "Heavy" and use those prevailing wages. All building work will be considered "Building and use those prevailing wages.

You can find the wage determination for "Heavy" Construction in Bingham County for 2019 at this link: <https://www.wdol.gov/wdol/scafiles/davisbacon/ID73.dvb?v=0>

You can find the wage determination for "Building" Construction in Bingham County for 2019 at this link: <https://www.wdol.gov/wdol/scafiles/davisbacon/ID21.dvb?v=5>

- B. All State of Idaho on-site funded alternates will not be considered subject to Davis Bacon Wages and will not have prevailing wages applied.
- C. Contractor will not apply Davis Bacon Wages to state funded off site work.
2. Duplicate Boilerplate: Note that a duplicate "Boilerplate" immediately follows the first "Boilerplate" in Book 01 of 2 of the Construction Contract Documents. All bidders are instructed to ignore the entirety of the duplicate second "Boilerplate".

---

#### **LANDSCAPE BID DOCUMENTS ADDENDA 02:**

1. Drawings L1.40 thru L1.45, see Addenda drawing "Addendum #2 – Perimeter Trees, attached. Bidders are instructed to remove all trees shown in the shaded area on this drawing from the base bid. Bidders are to include all trees shown in the shaded area on this drawing in "Alternate No. 9: Perimeter Trees" on the revised Bid Proposal form. This includes all material and labor.
2. Drawing L1.04, Note 53: Secondary Service Yard Entrance. Bidders are to delete the secondary service yard paving, base materials and extra chain link gate. See planting plans for replacement of this with meadow and see irrigation plans for replacement irrigation.
3. Drawing L1.04, Note 54, Trash Enclosure. Bidders are instructed to delete the trash enclosure from the bid. Concrete to remain.
4. Drawing L2.05, Detail 1: Main Entrance Walls and Gates – Elevation. Bidders instructed to substitute "bronze" lettering for anodized aluminum lettering of same thickness with bronze finish.
5. Drawing L1.01, Additive Alternate A4: Bidders instructed to include concrete walk and committal shelter additive alternate features identified in architectural drawings in base bid as they have been approved for federal funding. Additive Alternate 04 should now only include the state funded lettering at the entry.
6. Drawings L1.01 thru L1.04: Bidders to change all instances of "5 wire barbed wire fencing" to chain link fencing as noted on Note 52 on L1.03 for inclusion in Additive Alternate No. 10.
7. Specification 32 9113 – Soil Preparation: Replace 32 9113 2.2.A.1 thru 2.2.A.13 with the following:  
"1. Apply 4 applications in three week intervals of the following to the topsoil:



- a. 00-000-60 muriate of potash, 00-00-50 sulfate of potash, and k-mag (22%k, 11%Mg, 22%S) at a rate of 4# per 1000 square feet.
2. Apply the following prior to planting and or seeding/turf: 21-00-00+24s ammonium sulfate, 42-00-00 urea and 32-00-00 Uran at a rate of 4# per 1000 square feet.
3. Apply as a top dress in late fall prior to substantial completion the following: 32-00-00 Uran, 82-00-00 anhydrous ammonia, 21-00-00+24s ammonium sulfate and 12-00-00-26 thio sul at a rate of 5# per 1000 square feet. “

---

**CIVIL BID DOCUMENTS ADDENDA 02:**

1. Drawings C6.12 Mechanical Section B – Bidders are instructed to remove all material and labor related to the water well and include that material and labor in Additive Alternate 08: Water Well on the revised Bid Proposal.
2. Specification Section 332100 Well Design – Bidders do not have to submit bid proposal form listed in this section at time of bid.

---

**ARCHITECTURAL BID DOCUMENTS ADDENDA 02:**

1. See Attached “Architectural Addendum No. 02” for all addendum items.
2. Disregard Specification Section 11 0600 in its entirety and use 11 1116 for all items related to the Vehicle Service Equipment.

---

**MECHANICAL BID DOCUMENTS ADDENDA 02:**

1. See Attached “Mechanical Addendum No. 02” for all addendum items

---

**STRUCTURAL BID DOCUMENTS ADDENDA 02:**

1. See Attached “Structural Addendum No. 02” for all addendum items

---

**ELECTRICAL BID DOCUMENTS ADDENDA 02:**

1. See Attached “Electrical Addendum No. 02” for all addendum items

---

**ATTACHMENTS:**

Attachment: Revised Bid Proposal Form

Attachment: Sole Source Approval Letter



Attachment: Buy America memorandum

Attachment: Landscape Addendum

Attachment: Architectural Addendum

Attachment: Mechanical Addendum

Attachment: Structural Addendum

Attachment: Electrical Addendum

Attachment: See attachment for updated Plan Holders List

**END OF ADDENDA NO. 01**



**BID PROPOSAL**

**TO:** STATE OF IDAHO  
DIVISION OF PUBLIC WORKS

Ladies and gentlemen:

The Bidder, in compliance with your Invitation for Bids for the construction of (DPW Project No. 17603 Southeast Idaho Veterans Cemetery, having examined the bidding and Contract Documents and the site of the proposed Work, and being familiar with all of the conditions surrounding the construction of the proposed Project, including the availability of materials and labor, hereby proposes to furnish all labor, materials and supplies and to provide the service and insurance in accordance with the Contract Documents, within the time set forth therein, and at the prices stated below. These prices are to cover all expenses incurred in performing the Work required under the Contract Documents.

Bidder hereby agrees to commence Work under this Contract on a date to be specified in the written "Notice to Proceed" of the Owner and to substantially complete the Project within Four Hundred and four (404) consecutive calendar days thereafter, as stipulated in the specifications. Bidder further agrees to pay as liquidated damages, the sum of \$200.00 for each consecutive calendar day after the established substantial completion date or adjusted date as established by change order.

Bidder acknowledges receipt of Addenda No. \_\_\_\_\_.  
\_\_\_\_\_  
(List all Addenda)

**BASE PROPOSAL:** Bidder agrees to perform all of the base proposal Work described in the specifications and shown on the plans for the sum of:

\_\_\_\_\_ Dollars  
(\$ \_\_\_\_\_)  
*(Amount shall be shown in both words and figures. In case of discrepancy, the amount shown in words will govern.)*

Alternate No. 1: Off-Site Water

Add the sum of \_\_\_\_\_ Dollars  
(\$\_\_\_\_\_)

Alternate No. 2: Additional Administration Building

Add the sum of \_\_\_\_\_ Dollars  
(\$\_\_\_\_\_)

Alternate No. 3: Additional Maintenance Building

Add the sum of \_\_\_\_\_ Dollars  
(\$\_\_\_\_\_)

Alternate No. 4: Entry signage

Add the sum of \_\_\_\_\_ Dollars  
(\$\_\_\_\_\_)

Alternate No. 5: Covered Equipment Building – Pre-Engineered Building

Add the sum of \_\_\_\_\_ Dollars  
(\$\_\_\_\_\_)

Alternate No. 6: Security System

Add the sum of \_\_\_\_\_ Dollars  
(\$\_\_\_\_\_)

Alternate No. 7: Paved Service Road

Add the sum of \_\_\_\_\_ Dollars  
(\$\_\_\_\_\_)

Alternate No. 8: Water Well

Add the sum of \_\_\_\_\_ Dollars  
(\$\_\_\_\_\_)

Alternate No. 9: Perimeter Trees

Add the sum of \_\_\_\_\_ Dollars  
(\$\_\_\_\_\_)

Alternate No. 10: 5 Strand fencing to Chain Link

Add the sum of \_\_\_\_\_ Dollars  
(\$\_\_\_\_\_)

Bidder understands that the Owner reserves the right to reject any or all bids and to waive any informality in the bidding.

The bidder agrees that this bid shall be good for a period of forty-five (45) calendar days after the scheduled opening time for receiving bids.

Upon receipt of written Notice of Intent to Award of this bid, Bidder will execute the formal Contract within ten (10) calendar days and deliver a Surety Bond or Bonds as required by paragraph "Performance and Payment Bonds" first page (ITB-1) of the Instructions to Bidders.

The bid security in the amount of five percent (5%) of the bid amount is to become the property of the Owner, in the event the Contract and bond are not executed within the time set forth, as liquidated damages for the delay and additional expense to the Owner caused thereby.

The names and addresses of the entities who will perform the Work identified below, subject to approval of Owner and Architect, if Undersigned is awarded the Contract, are as follows:

Plumbing (PWCL Category 15400)

(Name) \_\_\_\_\_

(Address) \_\_\_\_\_

Idaho Public Works Contractors License No. \_\_\_\_\_

Idaho Plumbing Contractors License No. \_\_\_\_\_

Heating, Ventilating & Air Conditioning (PWCL Category 15700-HVAC)

(Name) \_\_\_\_\_

(Address) \_\_\_\_\_

Idaho Public Works Contractors License No. \_\_\_\_\_

Idaho HVAC Contractors License No. \_\_\_\_\_

Electrical (PWCL Category 16000)

(Name) \_\_\_\_\_

(Address) \_\_\_\_\_

Idaho Public Works Contractors License No. \_\_\_\_\_

Idaho Electrical Contractors License No. \_\_\_\_\_

**FAILURE TO NAME A PROPERLY LICENSED SUBCONTRACTOR IN EACH OF THE ABOVE CATEGORIES WILL RENDER THE BID UNRESPONSIVE AND VOID.**

As part of bid submittal documents, Contractor to submit documentation that manufacturer of precast concrete burial crypts, precast concrete columbarium units, and precast concrete memorial wall units has a minimum of three years of experience with pre-casting units of similar type. Current plant certification for the location(s) that will be producing units for this project from the National Precast Concrete Association (NPCA) shall be provided as a submittal prior to any work being performed. This requirement can be found in the technical specifications under section 03 4821 : Precast Concrete Burial Units.

The undersigned notifies that it is of this date duly licensed as an Idaho Public Works Contractor and further that it possesses Idaho Public Works Contractor's License No. \_\_\_\_\_, or that it and its subcontractors shall have secured a Public Works Contractor's License at or prior to award and execution of the Contract for construction and is domiciled in the State of \_\_\_\_\_.

Dated this \_\_\_\_\_ day of \_\_\_\_\_, \_\_\_\_\_.  
(date) (month) (year)

Respectfully submitted by:

\_\_\_\_\_  
(Contractor's Name- Typed)

SEAL  
(Seal - if bid is by a corporation)



---

(Street or PO Address)

---

(City, State and zip code)

---

(Authorized Signature)

---

(Title)

---

(Telephone Number)

---

(FAX Number)

---

(Email Address)

**Have you remembered to include bid security (bid bond or a certified or cashier's check), Contractor's Affidavit Concerning Alcohol and Drug-Free Workplace and a signed copy of the Bidder's Acknowledgment Statement with your bid?**

**Execute and Submit with Bid**

**CONTRACTOR'S AFFIDAVIT  
CONCERNING ALCOHOL AND DRUG-FREE WORKPLACE**

STATE OF \_\_\_\_\_

COUNTY OF \_\_\_\_\_

Pursuant to the Section 72-1717, Idaho Code, I, the undersigned, being duly sworn, depose and certify that \_\_\_\_\_ is in compliance with the provisions of Section 72-1717, Idaho Code; that \_\_\_\_\_ provides a drug-free workplace program that complies with the provisions of Title 72, Chapter 17, Idaho Code, and will maintain such program throughout the life of a state construction contract; and that \_\_\_\_\_ shall subcontract Work only to subcontractors meeting the requirements of Section 72-1717(1)(a), Idaho Code.

\_\_\_\_\_  
Name of Contractor

\_\_\_\_\_  
Address

\_\_\_\_\_  
City and State

By: \_\_\_\_\_  
(Signature)

Subscribed and sworn to before me this \_\_\_\_\_ day of \_\_\_\_\_, \_\_\_\_\_.

\_\_\_\_\_  
NOTARY PUBLIC  
Residing at: \_\_\_\_\_  
Commission expires: \_\_\_\_\_

**FAILURE TO EXECUTE THIS AFFIDAVIT AND SUBMIT IT ALONG WITH YOUR BID SHALL  
MAKE YOUR BID NON-RESPONSIVE.**

## ***Execute and Submit with Bid***

### **BIDDER'S ACKNOWLEDGMENT STATEMENT**

**NOTE: THE INFORMATION CONTAINED HEREIN IS A SUMMARY OF VITAL CONTRACT PROVISIONS AND DOES NOT CHANGE THE CONTRACT DOCUMENTS THAT WILL GOVERN THIS PROJECT.**

Division of Public Works Project No. 17603, Southeast Idaho Veterans Cemetery

By submitting a bid for this Project, the undersigned bidder agrees that, if awarded the Contract for construction, Contractor will conform to all conditions and requirements of the Contract, including but not limited to:

- Contractor agrees to comply with conditions pertaining to Sections 44-1001 and 44-1002, Idaho Code, requiring the employment of ninety-five percent (95%) bona fide Idaho residents and providing for a preference in the employment of bona fide Idaho residents and regarding the employment of persons not authorized to work in the United States.
- Contractor will substantially complete the Work within the time stated in the Contract Documents, or as modified by Change Order(s).
- If the Contractor fails to substantially complete the Project within the time stated in the Contract Documents, or as modified by Change Order, the Contractor agrees that the Owner may deduct from the Contract amount liquidated damages in the amount per calendar day, indicated in the Contract Documents, times the number of calendar days until the Project is Substantially Complete, as defined in the Contract Documents and as determined by the Design Professional.
- The Contractor agrees that the amount allowed for overhead and profit on any Change Order is limited to the amounts indicated in subparagraph 16.3.11 of the Fixed Price Construction Contract Between Owner and Contractor.
  1. For total changes the amount allowed for overhead, profit, bonds and insurance for the Contractor and all subcontractors of any tier combined shall not exceed fifteen percent (15%) of direct costs; or
  2. The Contractor will determine the amount of overhead and profit to be apportioned between the Contractor and its subcontractor of allowable amounts of overhead, profit, bonds and insurance.
- The Contractor agrees that Change Orders are governed by the Fixed Price Construction Contract Between Owner and Contractor General Conditions of the Contract for Construction including as follows:
  1. By the execution of a Change Order, the Contractor agrees and acknowledges that it has had sufficient time and opportunity to examine the change in Work which is the subject of the Change Order and that it has undertaken all reasonable efforts to discover and disclose any concealed or unknown conditions which may, to any extent, affect the Contractor's ability to perform in accordance with the Change Order. Aside from those

matters specifically set forth in the Change Order, the Owner shall not be obligated to make any adjustments to either the Contract Sum or Contract Time by reason of any conditions affecting the change in Work addressed by the Change Order that could have reasonably been discovered or disclosed by the Contractor's examination.

2. Any Change Order fully executed by the Owner, Contractor and Design Professional, including but not limited to, a Change Order arising by reason of the parties' mutual agreement or by mediation, shall constitute a final and full settlement of all matters relating to or affected by the change in the Work, including but not limited to, all direct and consequential costs associated with such change and any and all adjustments to the Contract Price and Contract Time. In the event a Change Order increases the Contract Price, the Contractor shall include the Work covered by such Change Order in the Application for Payment as if such Work was originally part of the Project and Contract Documents.

**FAILURE TO EXECUTE THIS ACKNOWLEDGMENT MAY MAKE YOUR BID NON-RESPONSIVE.**

I, \_\_\_\_\_, being duly authorized to bind the \_\_\_\_\_ (type or print name of individual)

bidder, \_\_\_\_\_, does hereby certify that I have fully read \_\_\_\_\_ (type or print name of company) and understand this document and that it highlights certain parts of the Contract that will be entered between the parties and that will govern this Project.

Authorized Signature: \_\_\_\_\_

Title: \_\_\_\_\_

Date: \_\_\_\_\_

**END OF BIDDER'S ACKNOWLEDGMENT STATEMENT**



**BRAD LITTLE**  
Governor  
**BRYAN MOONEY**  
Director  
**JAN P. FREW**  
Administrator

**State of Idaho**  
Department of Administration  
Division of Public Works

502 North 4th Street  
P.O. Box 83720  
Boise, ID 83720-0072

Telephone (208) 332-1900 or FAX (208) 334-4031  
Design and Construction  
Facilities Services  
Leasing  
<http://dpw.idaho.gov>

June 4, 2019

Marv Hagedorn, Chief Administrator  
Idaho Division of Veterans Services  
Statehouse Mail

Re: DPW 17-603 Southeast Idaho Veterans Cemetery  
Irrigation Control System, Sole Source Approval

Dear Mr. Hagedorn:

I have reviewed the request from the Idaho Division of Veterans Services (IDVS) for the sole source approval of Baseline Irrigation Controls as supplier/installer for the irrigation system controls and software for the Southeast Idaho Veterans Cemetery. Plans and specifications may indicate this in the bid documents. It is my understanding that IDVS has established the Baseline Controls system as a statewide standard for their veterans' cemeteries. To maintain this standard and assure that the new cemetery operates in conformity with the existing system, the request for sole source is approved. This approval is given per Idaho Code 67-5710A(iv).

A State of Idaho Public Works Contractors License is required for all subcontractors. Plans and specifications are required to be prepared by an engineer licensed in the State of Idaho. Please continue to work with Martin Santoyo, the DPW project manager assigned to this project.

Sincerely,

Jan P. Frew, Architect  
Administrator

c: Barry Miller, DPW Deputy Administrator  
Martin Santoyo, DPW Project Manager  
Bryan Mooney, Director, Department of Administration

Date: April 9, 2019

From: Associate Executive Director, Office of Procurement Policy, Systems, and Oversight (003A2) and Deputy Senior Procurement Executive

Subj: VA Procurement Policy Memorandum 2017-12 (Revision 1), VA's Implementation of the Buy American Laws to Maximize the Use of Goods, Products and Materials Produced in the United States (VIEWS 00199635)

To: VA Heads of the Contracting Activities

**1. Purpose.** To reinforce compliance with the Buy American Act (BAA) in Department of Veterans Affairs' (VA) procurements in accordance with Executive Order (E.O) 13788, *Buy American and Hire American*, dated April 18, 2017, and the Office of Management and Budget (OMB) Memorandum M-17-27, *Assessment and Enforcement of Domestic Preferences in Accordance with Buy American Laws*, dated June 30, 2017.

**2. Background.** The President signed E.O. 13788 - *Buy American and Hire American* on April 18, 2017. On June 30, 2017, OMB and the Department of Commerce (DOC) jointly issued implementation guidance, OMB Memorandum M-17-27- *Assessment and Enforcement of Domestic Preferences in Accordance with BAA*. [E.O. 13788](#) along with [OMB Memorandum M-17-27](#) reinforce the existing regulatory requirements in Federal Acquisition Regulation (FAR) part 25, provide emphasis for strengthening compliance with existing BAA, and demonstrate the need for accurate reporting of the use of waivers and exceptions under the BAA.

**3. Effective Date.** Immediately.

**4. Expiration Date.** This Procurement Policy Memorandum (PPM) will remain in effect until incorporated into the VA Acquisition Regulation (VAAR) or the VA Acquisition Manual (VAAM) or is otherwise rescinded.

**5. Applicability.** This PPM applies to all VA contracting activities.

**6. Action Required.** It is the policy of the VA to comply fully with the requirements of Executive Order 13788 - *Buy American and Hire American*; OMB Memorandum M-17-27 - *Assessment and Enforcement of Domestic Preferences in Accordance with Buy American Laws*; and FAR part 25, Foreign Acquisition. The key requirements of FAR subpart 25.1, Buy American—Supplies; subpart 25.2, Buy American—Construction Materials; and subpart 25.4, Trade Agreements are outlined below as the regulatory guidance that VA Contracting Officers (CO) shall comply with the BAA. HCAs shall use the review processes in PPM 2017-01, Integrated Oversight Process (IOP)/Technical Reviews (TRs), dated October 6, 2016 to ensure COs are complying with the BAA. Compliance with the Buy American laws is critical to ensure federal government preference for the purchase of domestic products over foreign products.

Subj: VA PPM 2017-12 (Revision 1), VA's Implementation of the Buy American Laws to Maximize the Use of Goods, Products and Materials Produced in the United States (VIEWS 00199635)

**a. Buy American Act – Supplies ([FAR subpart 25.1](#)).** FAR 25.102 establishes that except for the exceptions cited at 25.103, acquire only domestic end products for public use inside the United States. [FAR 25.103 Exceptions](#) provides five exceptions and waivers for acquisitions of supplies.

**b. Buy American Act – Construction Materials ([FAR subpart 25.2](#)).** FAR subpart 25.2 defines specific requirements for construction materials and contains four (4) exceptions and waivers. The levels of authority and requisite analysis for each of these exceptions are found at [FAR 25.202, Exceptions](#).

**c. Trade Agreements ([FAR subpart 25.4](#)).** Trade agreements with 'designated countries' establish specific exceptions to the Buy American statute. FAR 25.003 defines 'designated country' as those included in the World Trade Organization Government Procurement Agreement (WTO-GPA), U.S. Free Trade Agreements (FTA), certain least developed countries or a Caribbean Basin country. Contracting officers shall confirm the current status prior to each award that contemplates use of the Buy American statutes and ensure that any required documentation for awards based on trade agreements is contained in the contract file.

**d. Buy American and Trade Agreement Certificates.** The CO is responsible for complying with the BAA and TAA. Although COs may rely on the vendor's certification of BAA and TAA compliance, the CO should investigate if any evidence or information casts doubt on the veracity of the vendor's certification. If the CO does not rely on the vendor's certification, the CO shall ensure the decision is properly documented in the contract file.

**e. Small Business Set-Asides.** BAA applies to all small business set-aside contracts. However, TAA does not apply to small business set-asides. CO's are to ensure compliance with the Small Business Administration rules on small business manufacturing and non-manufacturing rules and required waivers. A waiver does not affect BAA requirements that may apply.

**7. Reporting in eCMS/FPDS.** E.O. 13788 and OMB Memorandum M-17-27 require ongoing monitoring of VA's ability to maximize the use of goods and materials produced in the United States. As with all contract award data, the data elements that provide information on VA's use of goods and materials produced in or outside the United States must be accurate. Formal quarterly FPDS audits are conducted in accordance with OMB Memorandum 'Improving Federal Procurement Data Quality – Guidance for Annual Verification and Validation,' dated May 31, 2011, which currently includes Buy American data. VA's Risk Management and Compliance Service (RMCS) will conduct annual reviews to ensure compliance.

Subj: VA PPM 2017-12 (Revision 1), VA's Implementation of the Buy American Laws to Maximize the Use of Goods, Products and Materials Produced in the United States (VIEWS 00199635)

## 8. Approval Levels for Exercise of Exemptions and Waivers.

a. For a determination under FAR 25.103(a), the contracting officer shall submit the request, containing all supporting facts and other pertinent information to the Deputy Senior Procurement Executive (DSPE) for submission to the Senior Procurement Executive (SPE), who will upon approval, forward the request to the Secretary for approval.

b. In accordance with FAR 25.103(b)(2)(i), the authority to make individual non-availability determinations has been formally delegated to VA Heads of Contracting Activities by delegation memorandum and is not re-delegable.

c. If the contracting officer considers that the non-availability of an article is likely to affect future acquisitions, the contracting officer shall forward the determination with supporting documentation to the DSPE, through the HCA, for approval along with a recommendation to the Civilian Agency Acquisition Council (CAAC) Chair to add the item(s) to the list of non-available articles in FAR 25.104. The application and approval processes for these exceptions shall be carefully conducted and documented in order to ensure that VA meets its goals of maximizing the use of domestic goods and materials and fully documenting any exceptions.

d. In accordance with FAR 25.202(a)(2), the authority to determine if domestic construction materials are not available in sufficient quantity and quality has been formally delegated to VA Heads of Contracting Activities by delegation memorandum and is not re-delegable.

**9. Training on Buy American Laws.** VA Acquisition Academy (VAAA) offers twelve (12) courses that include discussion of the Buy American statutes, seven (7) of which also include discussion of Trade Agreement Act.

There are also two online courses available through the Federal Acquisition Institute Training Application System (FAITAS). Contracting officers and other acquisition professionals obligating funds on behalf of VA shall complete one of the courses below or VAAA courses that cover implementation of the Buy American statute within one year of issuance of this revised PPM. Other acquisition professionals are encouraged to complete courses identified herein.

Training Provider	Course Number	Course Title
Defense Acquisition University	<a href="#">CLC 027</a>	Buy American Statute
Federal Acquisition Institute (FAITAS LMS)	<a href="#">FAC 063</a>	Buy American Statute



Page 4.

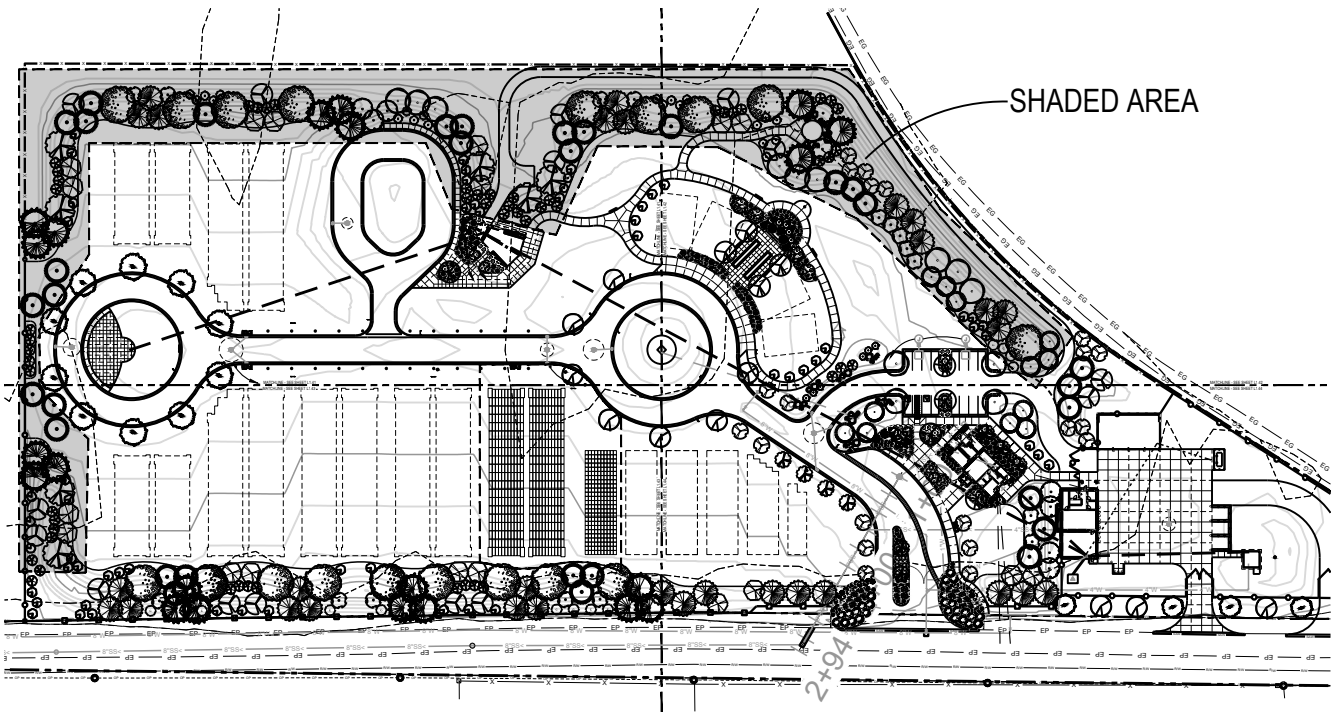
Subj: VA PPM 2017-12 (Revision 1), VA's Implementation of the Buy American Laws to Maximize the Use of Goods, Products and Materials Produced in the United States (VIEWS 00199635)

(Please note that the Buy American Act course names and numbers are subject to change.)

**10. Questions or Concerns.** Please direct questions regarding VA PPM 2017-12 (Revision 1) to the Procurement Policy and Warrant Management Service (003A2A), via email at: [VA.Procurement.Policy@va.gov](mailto:VA.Procurement.Policy@va.gov).

/s/

D. Edward Keller, Jr.



ADDENDUM #2 - PERIMETER TREES

DELETE PERIMETER TREES WITHIN SHADED AREA

2.0" CALIPER DECIDUOUS TREES = 25

1.5" CALIPER DECIDUOUS TREES = 66

5'-6' HEIGHT CONIFER TREES = 50

4'-5' HEIGHT CONIFER TREES = 65

DETAIL:

ADDENDUM #2 - PERIMETER TREES

PROJECT:

SE IDAHO VETERANS CEMETERY



**SOUTH  
BECK &  
BAIRD**

2002 S. Vista Ave  
Boise, ID 83705  
208.342.2999 Office  
sla@slaboise.com  
www.slaboise.com

South Landscape Architecture P.C.  
Dba South Beck & Baird Landscape Architecture P.C.

REVISIONS:

DATE:

6/5/2019

SHEET:

1L

## Southeast Idaho Veterans Cemetery

### Architectural Addendum No 02

AD2.0 Administration Building: Per VA Program and Add Alternate #02 - Reception Desk

AD2.1 Administration Building: Per VA Program - Partial Ceiling Plan

New ceiling layout.

Raise ceiling in Director's Office 102 to 8'-6".

AD2.2 Administration Building: Add Alternate #02 – Partial Ceiling Plan

New ceiling layout.

Raise ceiling in Director's Office 102 to 8'-6".

AD2.3 Administration Building: VA Program and Add Alternate #02 - Ceiling Detail

AD2.4 Per Administration Building: VA Program and Add Alternate – Director's Office 102

Add wainscot to all (4) walls. Delete rubber base.

Elevation M/A1.20: top of cabinet to be at 3'-0".

VA Program only: Add cabinet to Director's Office 102.

AD2.5 Administration Building: Add Alternate #02 – Partial Floor Plan

Change door 112 to a 5'-0" double door.

New Hardware group for door 112:

#### HARDWARE GROUP NO. 10

For use on Door #(s):

A112

Provide for DBL door(s) with the following:

6	EA	HINGE	5BB1 4.5 X 4.5 NRP	630	IVE
1	EA	MANUAL FLUSH BOLT	FB458 (TOP)	626	IVE
1	EA	STOREROOM LOCK	T581P6 DANE	626	FAL
1	EA	SECURITY ASTAGAL	43SP (PULL SIDE ACTIVE LEAF)	600	ZER
2	EA	WALL STOP	WS606/407 CCV	630	IVE
2	EA	KICK PLATE	8400 10" X 2" LDW B-CS	630	IVE
2	EA	GASKETING	429AA-S	AA	ZER
2	EA	RAIN DRIP	142AA	AA	ZER
2	EA	DOOR SWEEP	39A	A	ZER
1	EA	THRESHOLD	655A-223	A	ZER

Location of opening for grave site locator has been edited.

Delete all references to size of opening for grave site locator contained in Section A /A1.40, Detail C/A1.40 and D/A1.40. The size of the opening for the grave site locator should be verified with grave site locator manufacturer.

Section through drinking fountain has been added.

AD2.6 Administration Building: Add Alternate #02 – Drinking Fountain

AD2.7 Administration Building: Per VA Program – Entry Roof

Delete Metal canopy.

Delete window 100B.

Add Roof structure similar to roof structure south of the vestibule of the Add Alternate.

AD2.8 Administration Building and Committal Shelter: Add Alternate #02/#04 – Glazing Channel

AD2.9 Administration Building and Committal Shelter: Add Alternate #02/#04 – Glazing Channel

AD2.10 Maintenance Building: VA Program and Add Alternate #03 – Ship Ladder

Change riser height to 9 inches.

AD2.11 Administration Building: Add Alternate #02 – Display Case

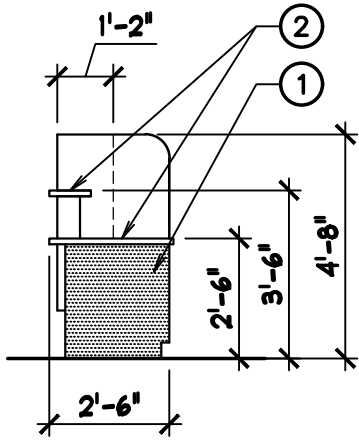
Additional Items:

Updated Grave Site Locator Vendor information:

Stuart Harner  
Vision Technology  
Operations Manager  
1-800-370-3009

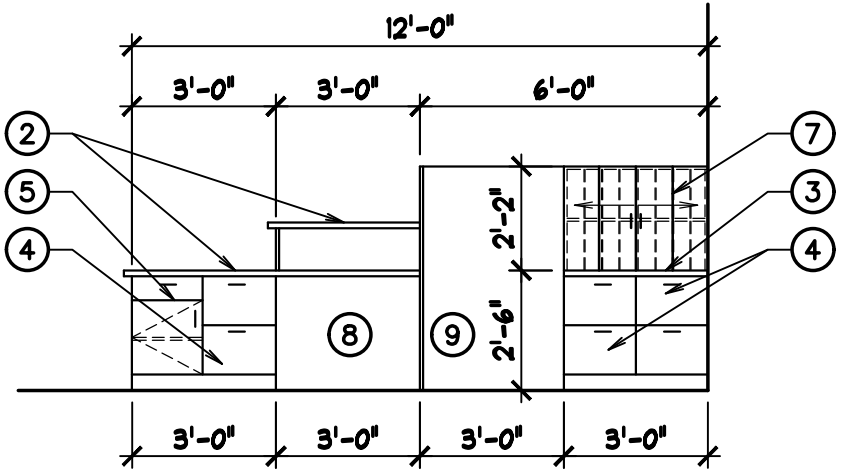
**END OF ADDENDUM**





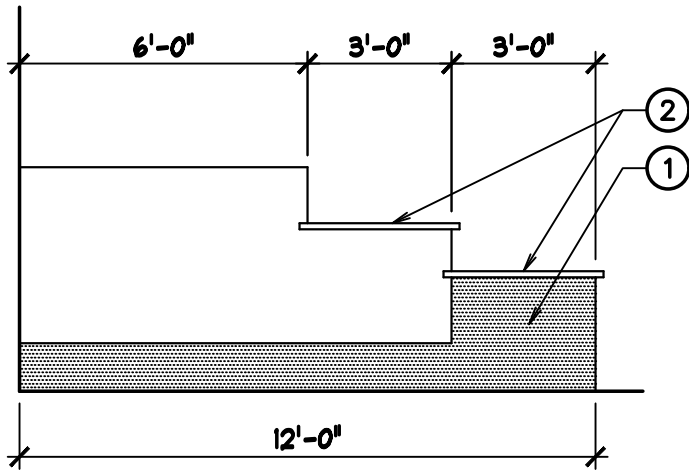
**ELEVATION**

SCALE: 1/4" = 1'-0"



**ELEVATION**

SCALE: 1/4" = 1'-0"



**ELEVATION**

SCALE: 1/4" = 1'-0"



**KEYNOTES**

1. PLASTIC LAMINATE
2. GRANITE COUNTERTOP
3. PLASTIC LAMINATE COUNTERTOP
4. FILING CABINET, 24" DEEP
5. BASE CABINET, 24" DEEP WITH (1) ADJUSTABLE SHELF
6. 6" PENCIL DRAWER
7. 14" DEEP CABINET WITH (16) CUBBYHOLES AND (2) FOLDING DOORS
8. KNEE SPACE
9. SPACE FOR STAND-UP DESK. STAND UP DESK NOT INCLUDED IN CONTRACT. VERIFY SIZE WITH OWNER.

RECEPTION DESK TO BE WOOD VENEER UNLESS OTHERWISE NOTED.

DETAIL: PER VA PROGRAM AND ADD ALTERNATE #02 – RECEPTION DESK

PROJECT: SE IDAHO VETERANS CEMETERY



REVISIONS:  
ADDENDUM NO.02

DATE:  
6/3/2019

SHEET:  
AD2.0

DIRECTOR

102  
1 | 8'-6"

OPERATIONS

112  
2 | 8'-0"

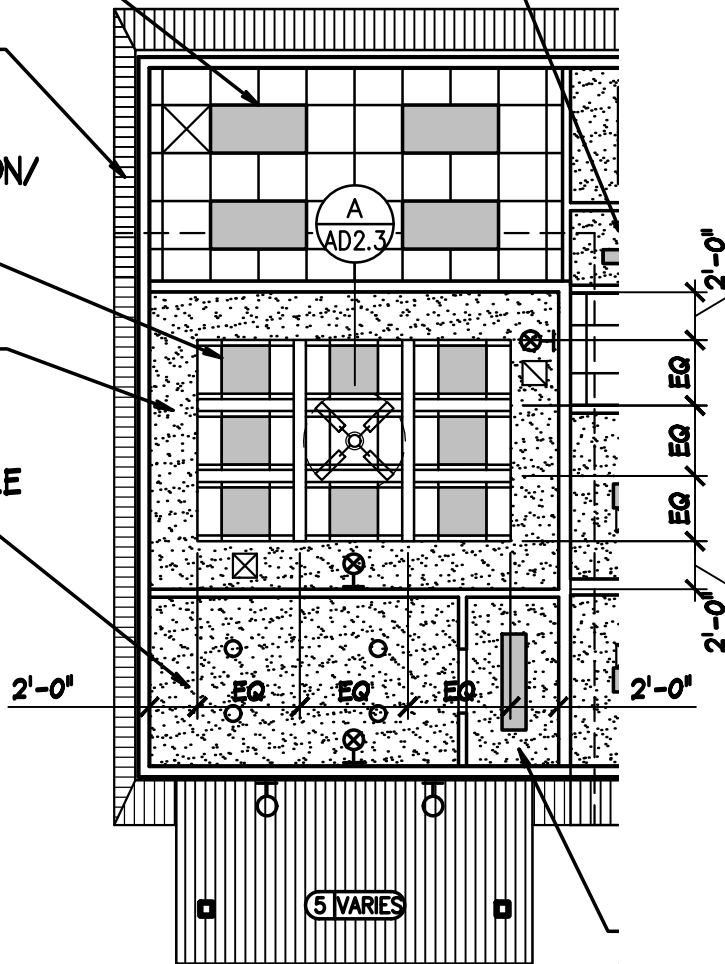
3 | VARIES

RECEPTION/  
WAITING

101  
1 | 12'-6"  
1 | 11'-6"

VESTIBULE

100  
2 | VARIES



DETAIL: PER VA PROGRAM ADMIN BLG  
PARTIAL CEILING PLAN

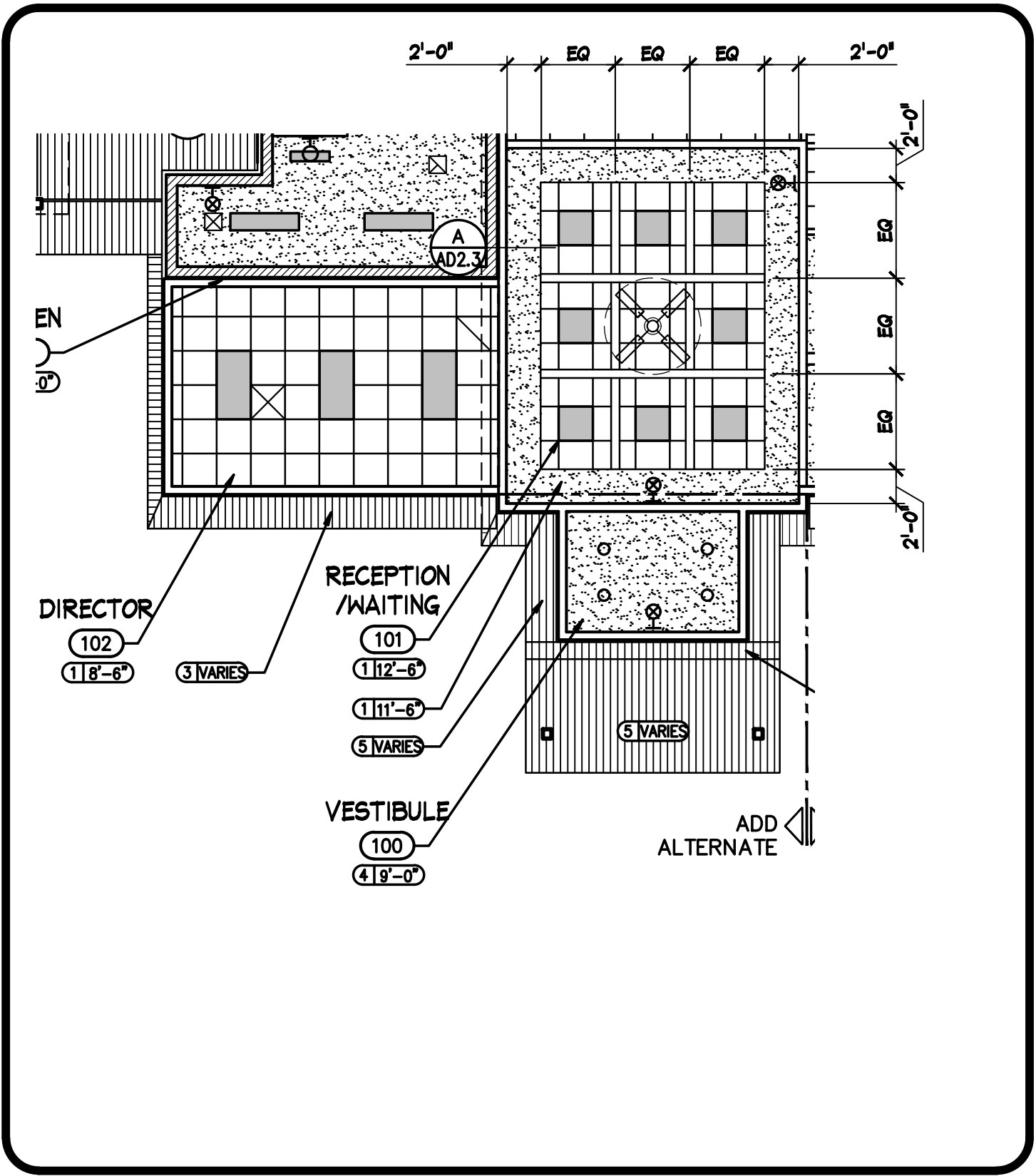
PROJECT:  
SE IDAHO VETERANS CEMETERY


**SOUTH BECK & BAIRD**  
 2002 S. Vista Ave  
 Boise, ID 83705  
 208.342.2999 Office  
[sla@slaboise.com](mailto:sla@slaboise.com)  
[www.slaboise.com](http://www.slaboise.com)  
 South Landscape Architecture P.C.  
 Dba South Beck & Baird Landscape Architecture P.C.

REVISIONS:  
ADDENDUM NO.02

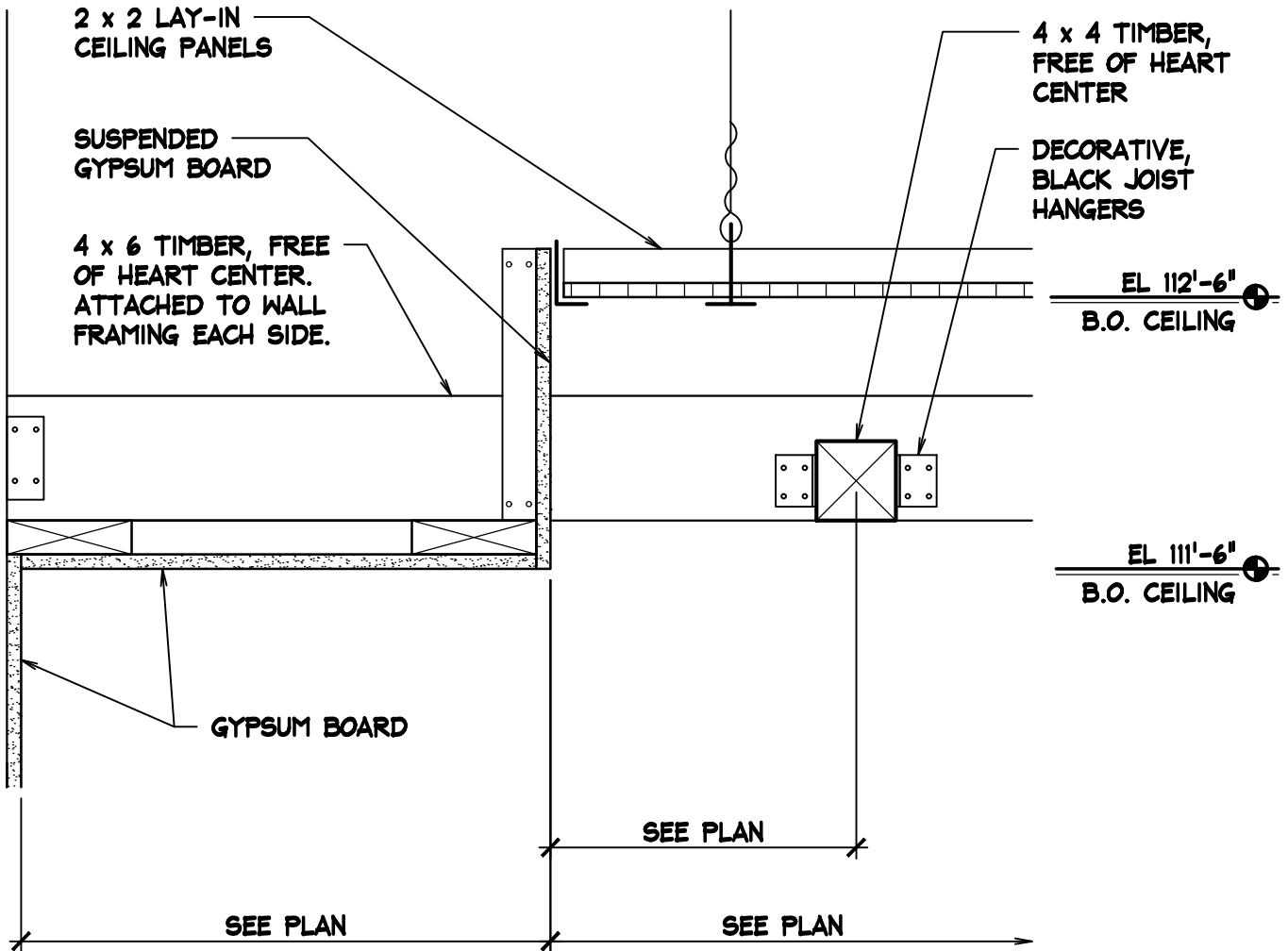
DATE:  
6/3/2019

SHEET:  
AD2.1



DETAIL: ADD ALTERNATE #02 – PARTIAL CEILING PLAN		PROJECT: SE IDAHO VETERANS CEMETERY	
 <p>           SOUTH BECK &amp; BAIRD            South Landscape Architecture P.C.            Dba South Beck &amp; Baird Landscape Architecture P.C.         </p>	REVISIONS: ADDENDUM NO.02	DATE: 6/3/2019	SHEET: AD2.2
	<p>           2002 S. Vista Ave            Boise, ID 83705            208.342.2999 Office  <a href="mailto:sla@slaboise.com">sla@slaboise.com</a>  <a href="http://www.slaboise.com">www.slaboise.com</a> </p>		




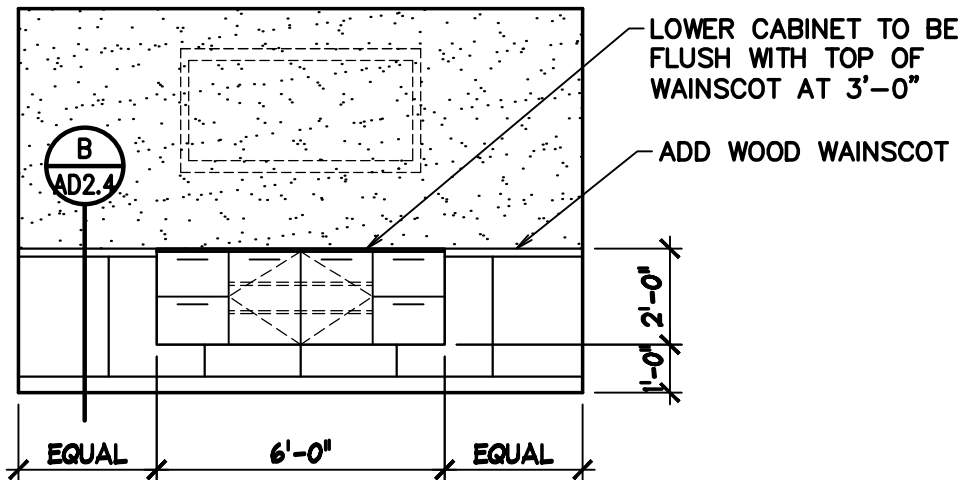


**DETAIL**

SCALE: 1 1/2" = 1'-0"

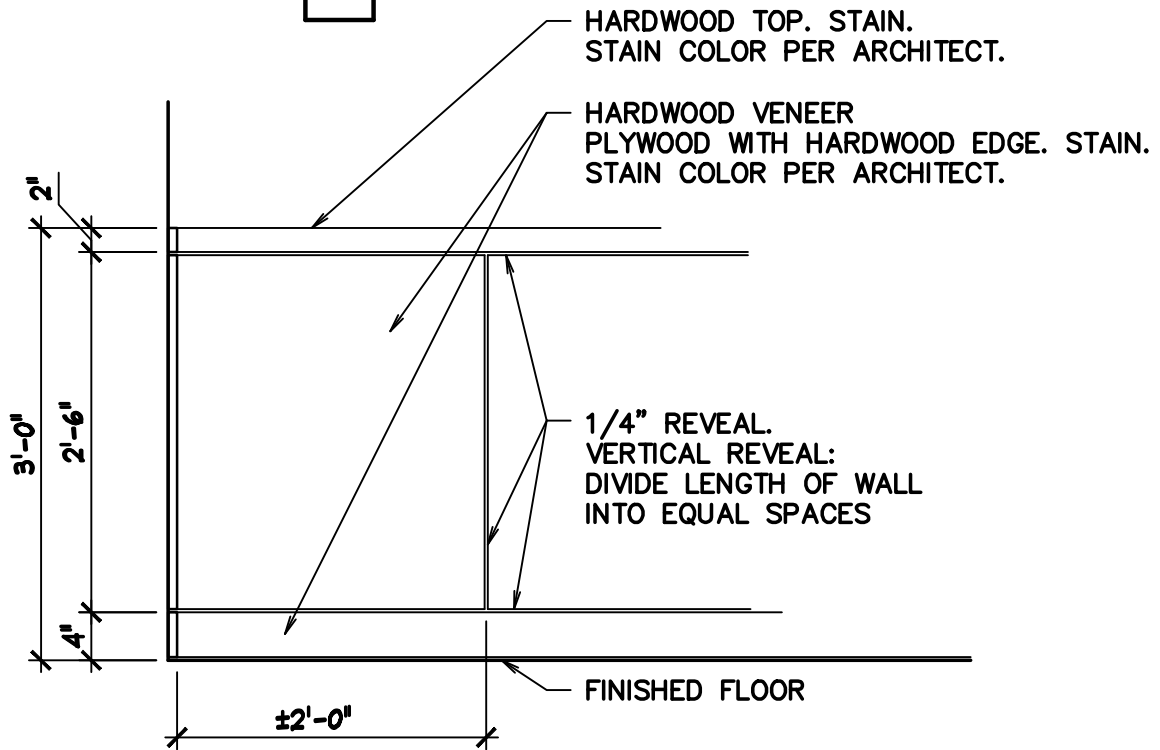
A  
AD2.3

DETAIL: VA PROGRAM AND ADD ALTERNATE #02 – CEILING DETAIL		PROJECT: SE IDAHO VETERANS CEMETERY	
 <b>SOUTH BECK &amp; BAIRD</b> <small>South Landscape Architecture P.C.          Dba South Beck &amp; Baird Landscape Architecture P.C.</small>	REVISIONS: ADDENDUM NO.02	DATE: 6/3/2019	SHEET: AD2.3
	<small>2002 S. Vista Ave          Boise, ID 83705          208.342.2999 Office  <a href="mailto:sla@slaboise.com">sla@slaboise.com</a>  <a href="http://www.slaboise.com">www.slaboise.com</a></small>		



**ELEVATION**

SCALE: 1/4" = 1'-0"



**DETAIL**

SCALE: 3/4" = 1'-0"



DETAIL: PER VA PROGRAM AND ADD  
ALTERNATE #02 - DIRECTOR'S OFFICE

PROJECT:  
SE IDAHO VETERANS CEMETERY

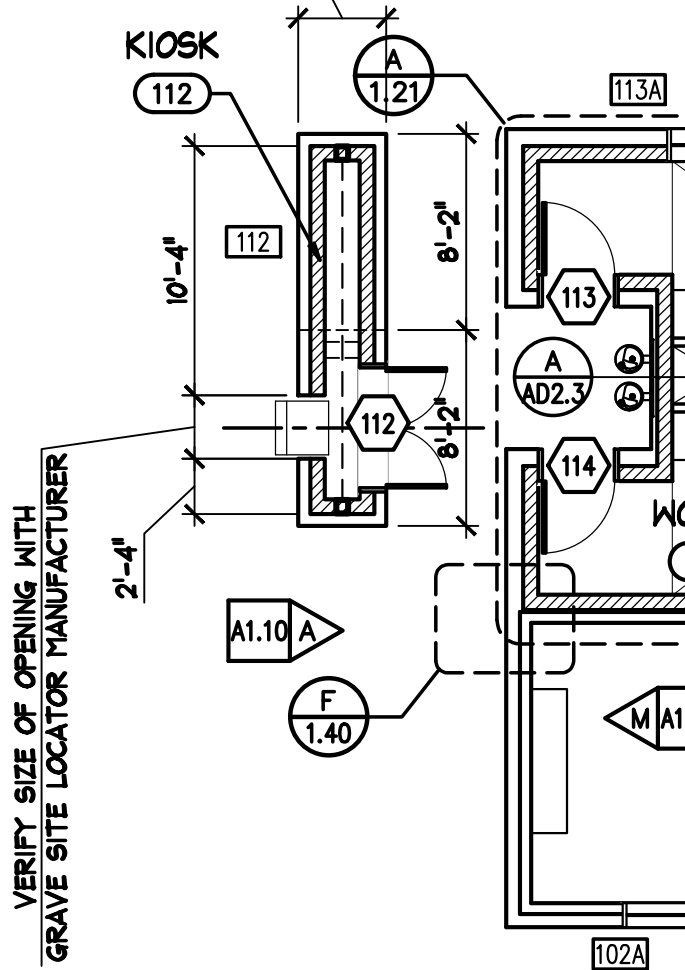
**SOUTH BECK & BAIRD**  
2002 S. Vista Ave  
Boise, ID 83705  
208.342.2999 Office  
sla@slaboise.com  
www.slaboise.com  
South Landscape Architecture P.C.  
Dba South Beck & Baird Landscape Architecture P.C.

REVISIONS:  
ADDENDUM NO.02

DATE:  
6/3/2019

SHEET:  
AD2.4

VERIFY SIZE OF KIOSK WITH GRAVE SITE LOCATOR MANUFACTURER



VERIFY SIZE OF OPENING WITH GRAVE SITE LOCATOR MANUFACTURER

DETAIL: ADD ALTERNATE #02 – PARTIAL FLOOR PLAN

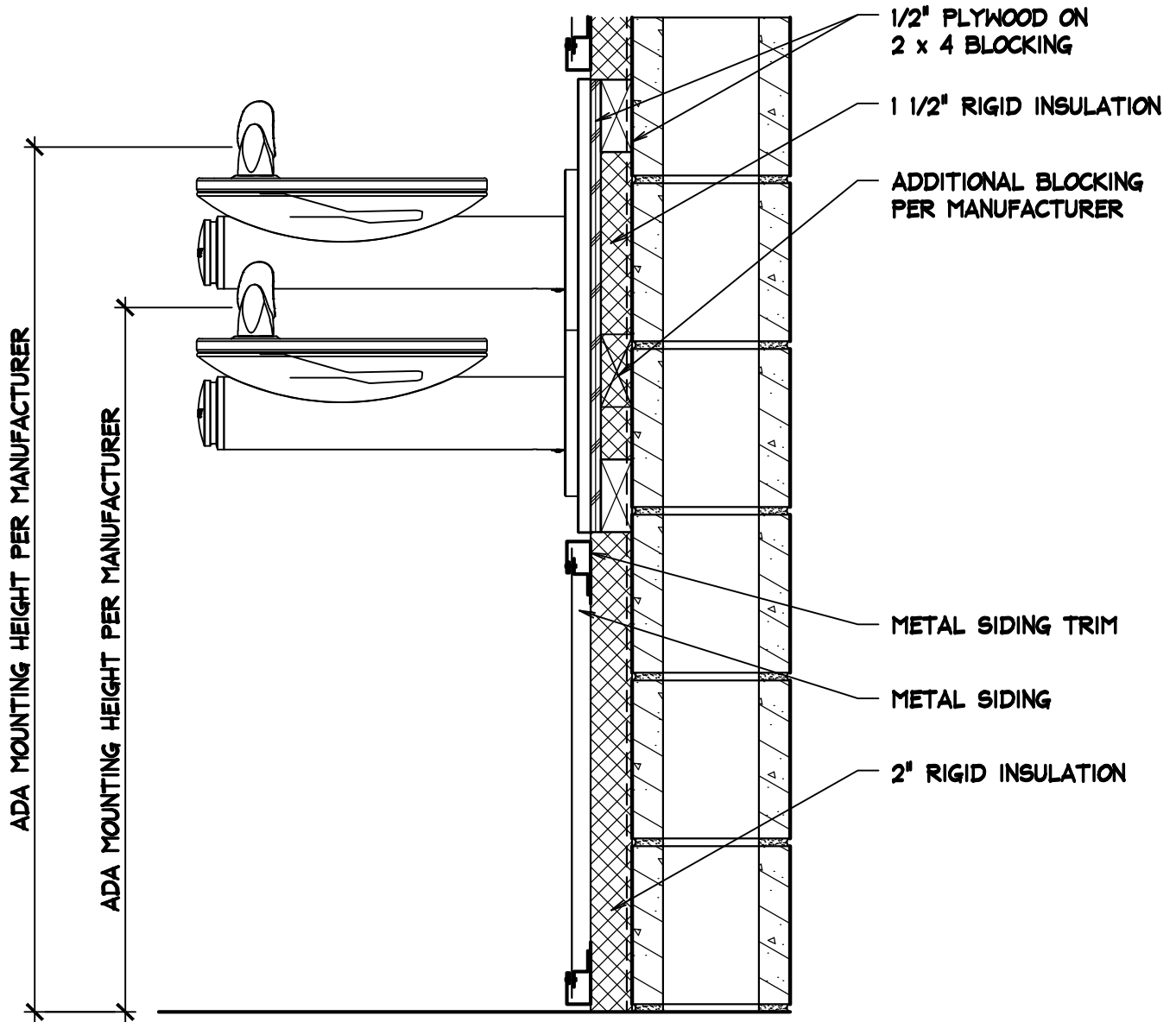
PROJECT: SE IDAHO VETERANS CEMETERY

**SOUTH BECK & BAIRD**  
 2002 S. Vista Ave  
 Boise, ID 83705  
 208.342.2999 Office  
[sla@slaboise.com](mailto:sla@slaboise.com)  
[www.slaboise.com](http://www.slaboise.com)  
 South Landscape Architecture P.C.  
 Dba South Beck & Baird Landscape Architecture P.C.

REVISIONS:  
 ADDENDUM NO.02

DATE:  
 6/3/2019


SHEET:  
 AD2.5



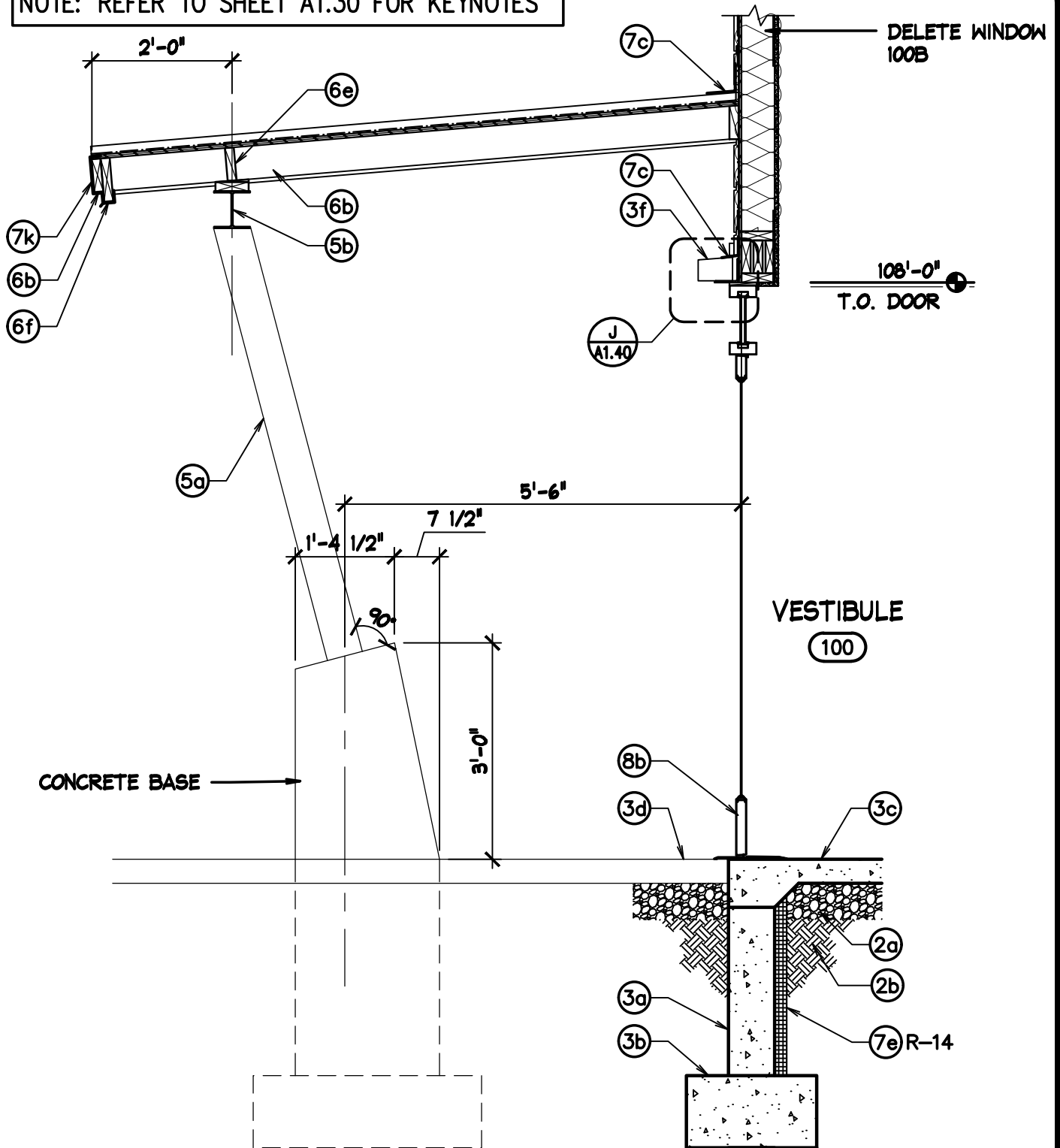
**DETAIL**

SCALE: 1 1/2" = 1'-0"

A  
AD2.6

DETAIL: ADD ALTERNATE #02 – DRINKING FOUNTAIN SECTION		PROJECT: SE IDAHO VETERANS CEMETERY	
 <b>SOUTH BECK &amp; BAIRD</b> <small>South Landscape Architecture P.C.          Dba South Beck &amp; Baird Landscape Architecture P.C.</small>	REVISIONS: ADDENDUM NO.02	DATE: 6/3/2019	SHEET: AD2.6
	<small>2002 S. Vista Ave          Boise, ID 83705          208.342.2999 Office  <a href="mailto:sla@slaboise.com">sla@slaboise.com</a>  <a href="http://www.slaboise.com">www.slaboise.com</a></small>		

NOTE: REFER TO SHEET A1.30 FOR KEYNOTES



DETAIL: PER VA PROGRAM –  
ENTRY ROOF/ADMIN BLG.

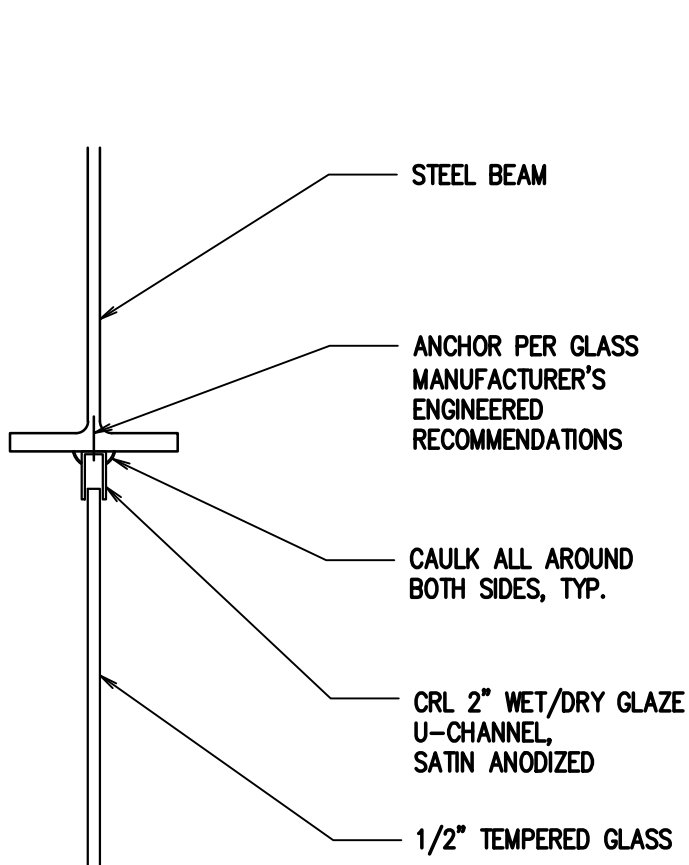
PROJECT:  
SE IDAHO VETERANS CEMETERY

**SOUTH BECK & BAIRD**  
2002 S. Vista Ave  
Boise, ID 83705  
208.342.2999 Office  
sba@slaboise.com  
www.slaboise.com  
South Landscape Architecture P.C.  
Dba South Beck & Baird Landscape Architecture P.C.

REVISIONS:  
ADDENDUM NO.02

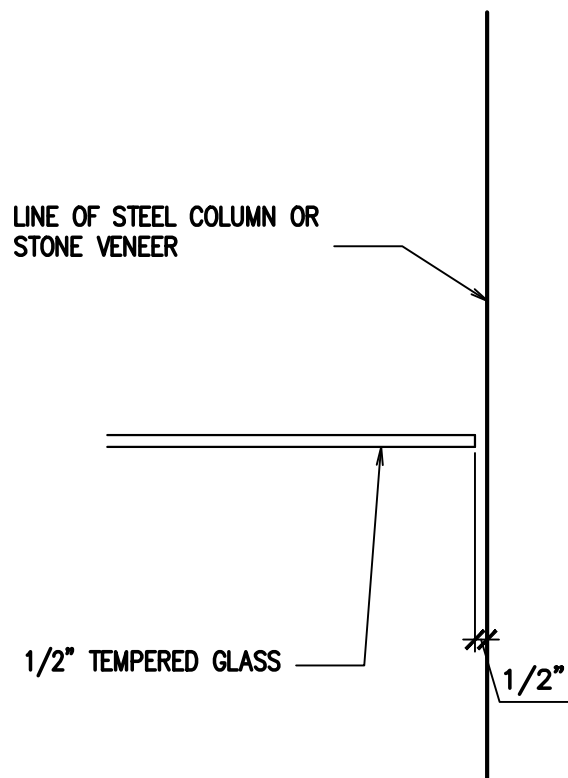
DATE:  
6/3/2019

SHEET:  
AD2.7



## HEAD DETAIL

SCALE: 1 1/2" = 1'-0"



## JAMB DETAIL

SCALE: 1 1/2" = 1'-0"



DETAIL: ADD ALTERNATE #02 / #04  
GLAZING CHANNEL

PROJECT:  
SE IDAHO VETERANS CEMETERY



**SOUTH  
BECK &  
BAIRD**

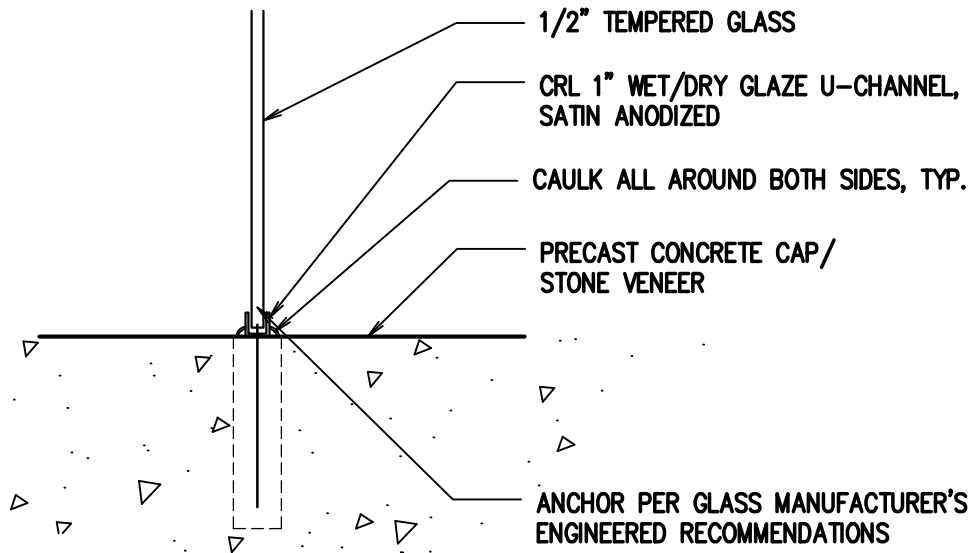
2002 S. Vista Ave  
Boise, ID 83705  
208.342.2999 Office  
[sla@slaboise.com](mailto:sla@slaboise.com)  
[www.slaboise.com](http://www.slaboise.com)

South Landscape Architecture P.C.  
Dba South Beck & Baird Landscape Architecture P.C.

REVISIONS:  
ADDENDUM NO.02

DATE:  
6/3/2019

SHEET:  
AD2.8



**SILL DETAIL**

A  
AD2.9

SCALE: 1 1/2" = 1'-0"

CRL END CAP,  
SATIN ANODIZED

CLEAR SILICON

1/2" TEMPERED GLASS

1/2" TEMPERED GLASS

1/4"

**JAMB DETAIL**

B  
AD2.9

SCALE: 1 1/2" = 1'-0"

**JAMB DETAIL**

C  
AD2.9

SCALE: 1 1/2" = 1'-0"

DETAIL: ADD ALTERNATE #02 / #04  
GLAZING CHANNEL

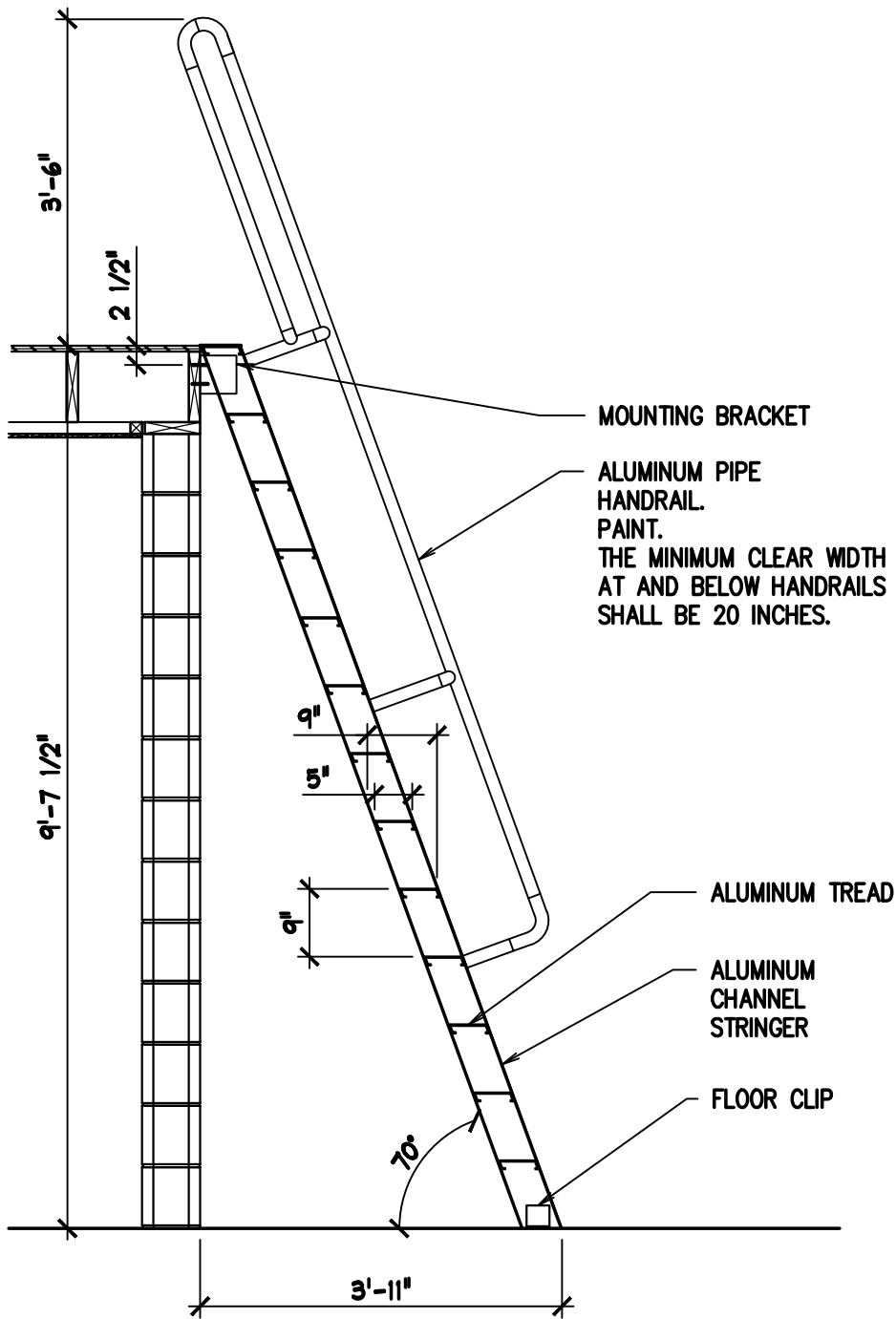
PROJECT:  
SE IDAHO VETERANS CEMETERY

**SOUTH  
BECK &  
BAIRD**  
2002 S. Vista Ave  
Boise, ID 83705  
208.342.2999 Office  
sla@slaboise.com  
www.slaboise.com  
South Landscape Architecture P.C.  
Dba South Beck & Baird Landscape Architecture P.C.

REVISIONS:  
ADDENDUM NO.02

DATE:  
6/3/2019

SHEET:  
AD2.9



MOUNTING BRACKET  
 ALUMINUM PIPE HANDRAIL. PAINT.  
 THE MINIMUM CLEAR WIDTH AT AND BELOW HANDRAILS SHALL BE 20 INCHES.

ALUMINUM TREAD  
 ALUMINUM CHANNEL STRINGER  
 FLOOR CLIP

**SECTION**

SCALE: 1/2" = 1'-0"



DETAIL: PER VA PROGRAM AND  
 ADD ALTERNATE #03 - SHIP LADDER

PROJECT:  
 SE IDAHO VETERANS CEMETERY

**SOUTH BECK & BAIRD**  
 South Landscape Architecture P.C.  
 Dba South Beck & Baird Landscape Architecture P.C.

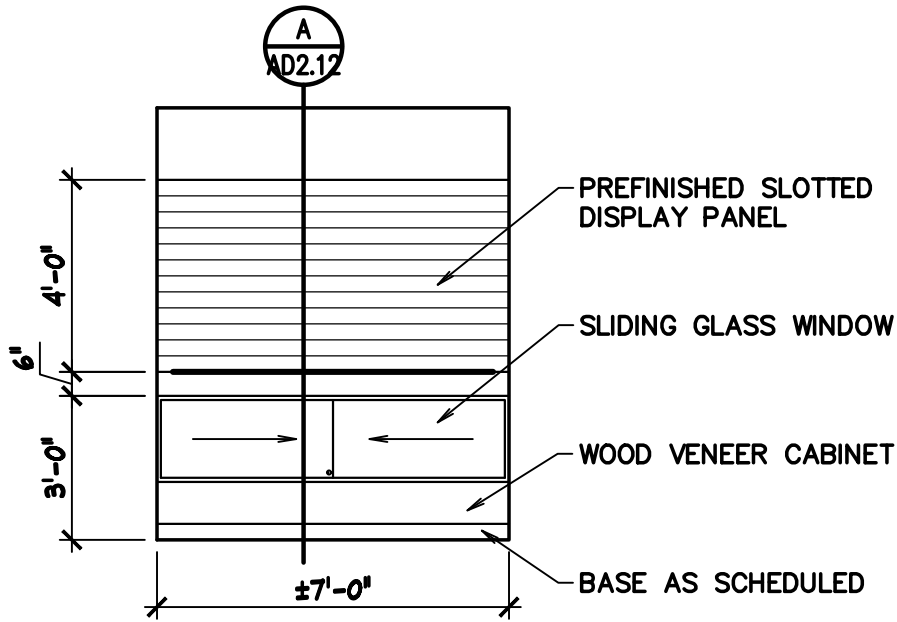
2002 S. Vista Ave  
 Boise, ID 83705  
 208.342.2999 Office  
 sla@slaboise.com  
 www.slaboise.com

REVISIONS:  
 ADDENDUM NO.02

DATE:  
 6/3/2019

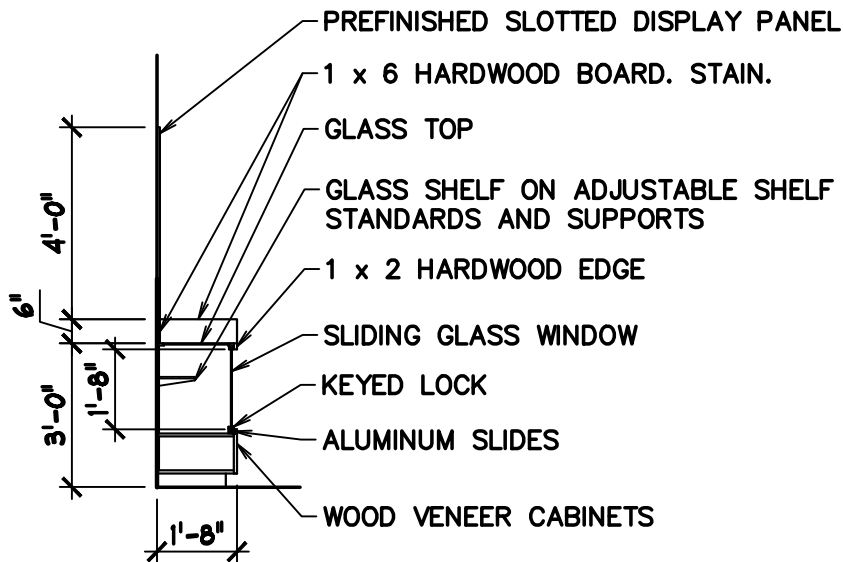
SHEET:  
 AD2.10





## DISPLAY CASE-VESTIBULE 100

SCALE: 1/4" = 1'-0"



## SECTION

SCALE: 1/4" = 1'-0"



DETAIL: ADD ALTERNATE #02 –  
DISPLAY CASE

PROJECT:  
SE IDAHO VETERANS CEMETERY

**SOUTH BECK & BAIRD**  
2002 S. Vista Ave  
Boise, ID 83705  
208.342.2999 Office  
sba@slaboise.com  
www.slaboise.com  
South Landscape Architecture P.C.  
Dba South Beck & Baird Landscape Architecture P.C.

REVISIONS:  
ADDENDUM NO.02

DATE:  
6/3/2019

SHEET:  
AD2.11

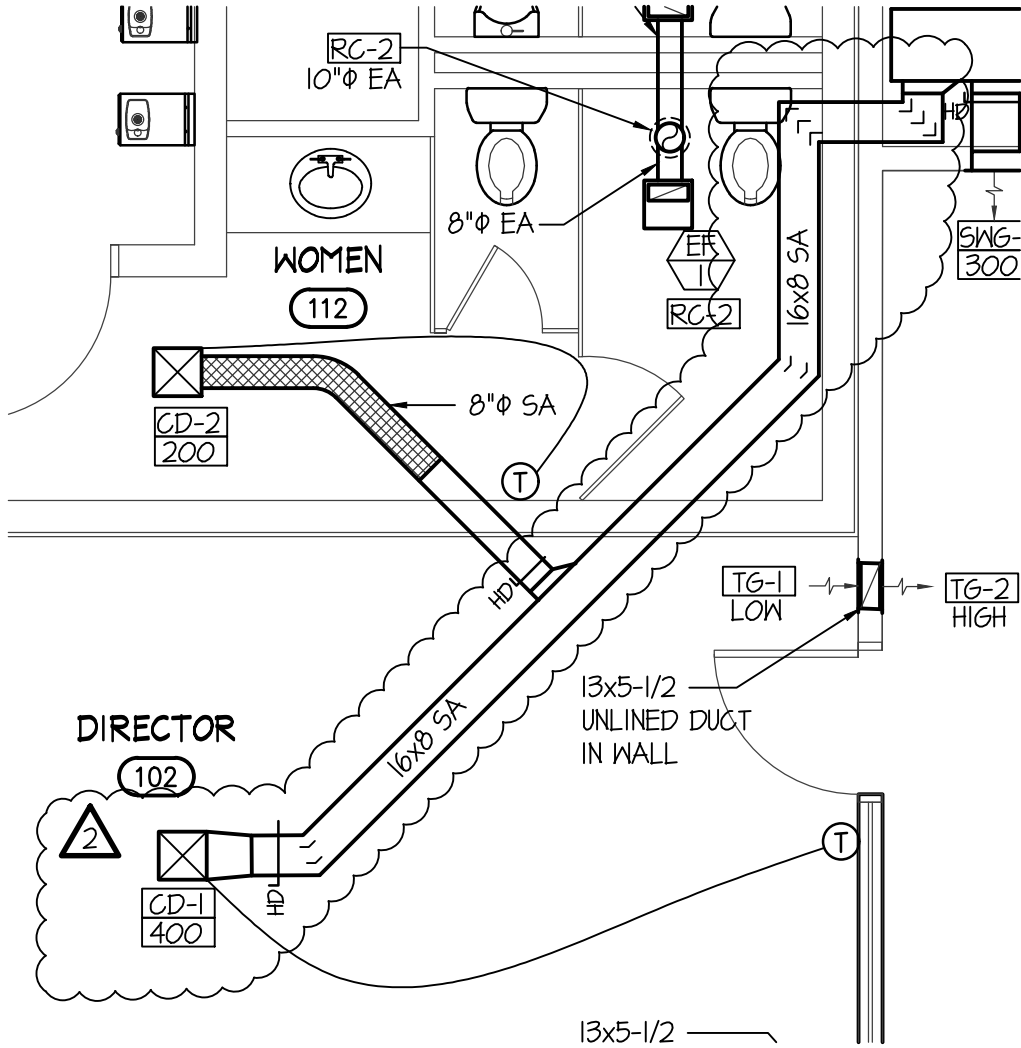
**Southeast Idaho Veterans Cemetery**

**Mechanical Addendum No 02**

Sheet MP2.11 Plumbing fixture schedule: Replace DF-1 & DF-2 with single Elkay Model EDFPB117FPK.

See attached MP1.10 and MP1.30 for additional revision changes.

**END OF ADDENDUM**



**DETAIL:**  
ALTERNATE #02 ADMIN BUILDING

**PROJECT:**  
SE IDAHO VETERANS CEMETERY



**SOUTH  
BECK &  
BAIRD**

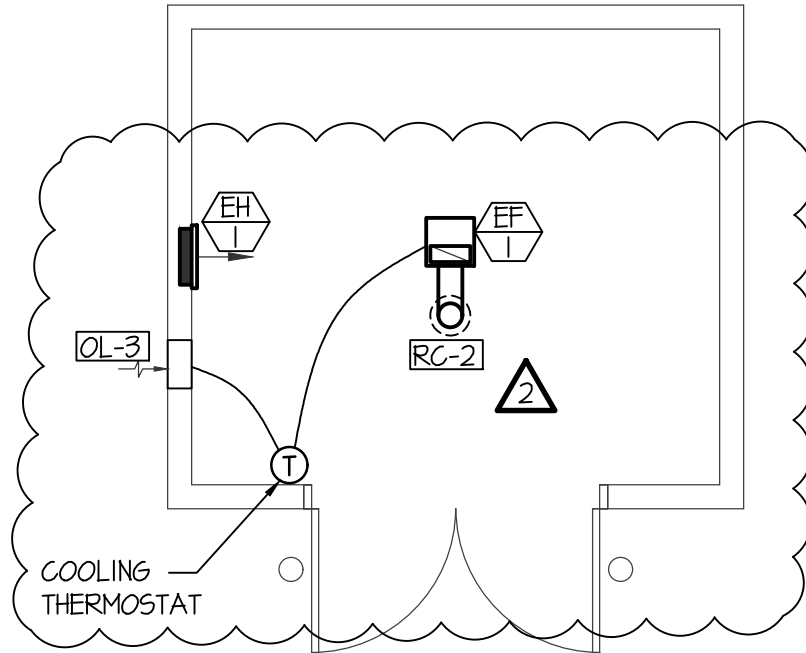
2002 S. Vista Ave  
Boise, ID 83705  
208.342.2999 Office  
sla@slaboise.com  
www.slaboise.com

South Landscape Architecture P.C.  
Dba South Beck & Baird Landscape Architecture P.C.

**REVISIONS:**  
ADDENDUM NO.02

**DATE:**  
6/3/2019

**SHEET:**  
MP1.10



# WELLHOUSE BUILDING MECHANICAL PLAN



SCALE: 1/4" = 1'-0"

## LOUVER SCHEDULE

SYM.	TYPE	SIZE	CFM RANGE	CONSTR.	FINISH	BALANCING DAMPER	REMARKS
OL-3	SIDEWALL	12x12"	200	ALUM.	BRUSHED ALUM.	NO	AMERICAN WARMING LE-31 MOTORIZED DAMPER AND INTERLOCK WITH EF-1

**DETAIL:**  
WELLHOUSE BUILDING MECHANICAL PLAN

**PROJECT:**  
SE IDAHO VETERANS CEMETERY

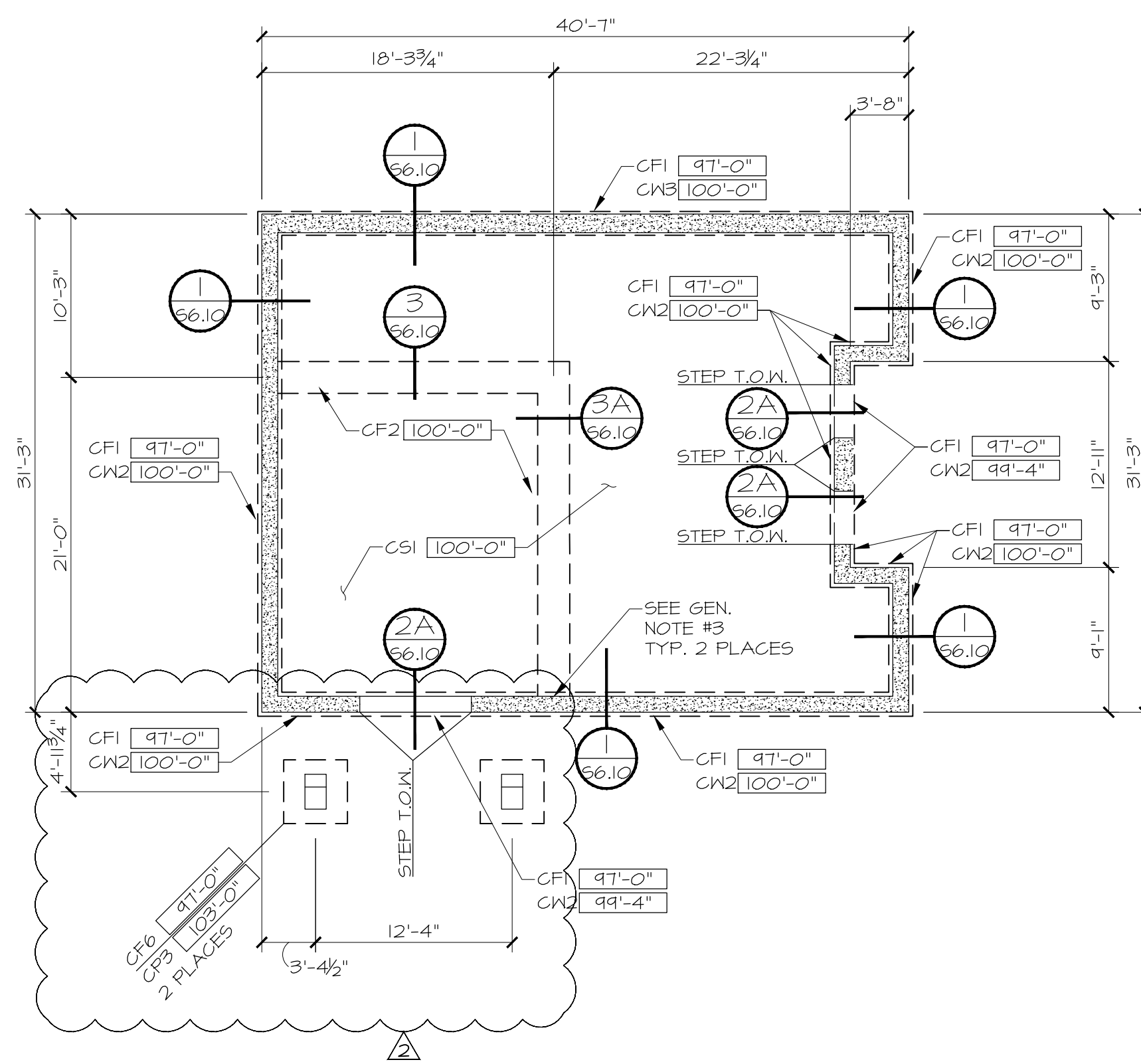

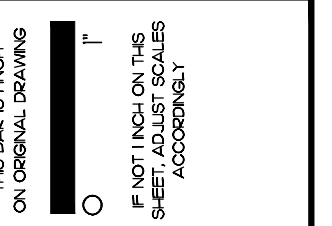

**SOUTH BECK & BAIRD**  
 2002 S. Vista Ave  
 Boise, ID 83705  
 208.342.2999 Office  
[sla@slaboise.com](mailto:sla@slaboise.com)  
[www.slaboise.com](http://www.slaboise.com)  
 South Landscape Architecture P.C.  
 Dba South Beck & Baird Landscape Architecture P.C.

**REVISIONS:**  
ADDENDUM NO.02

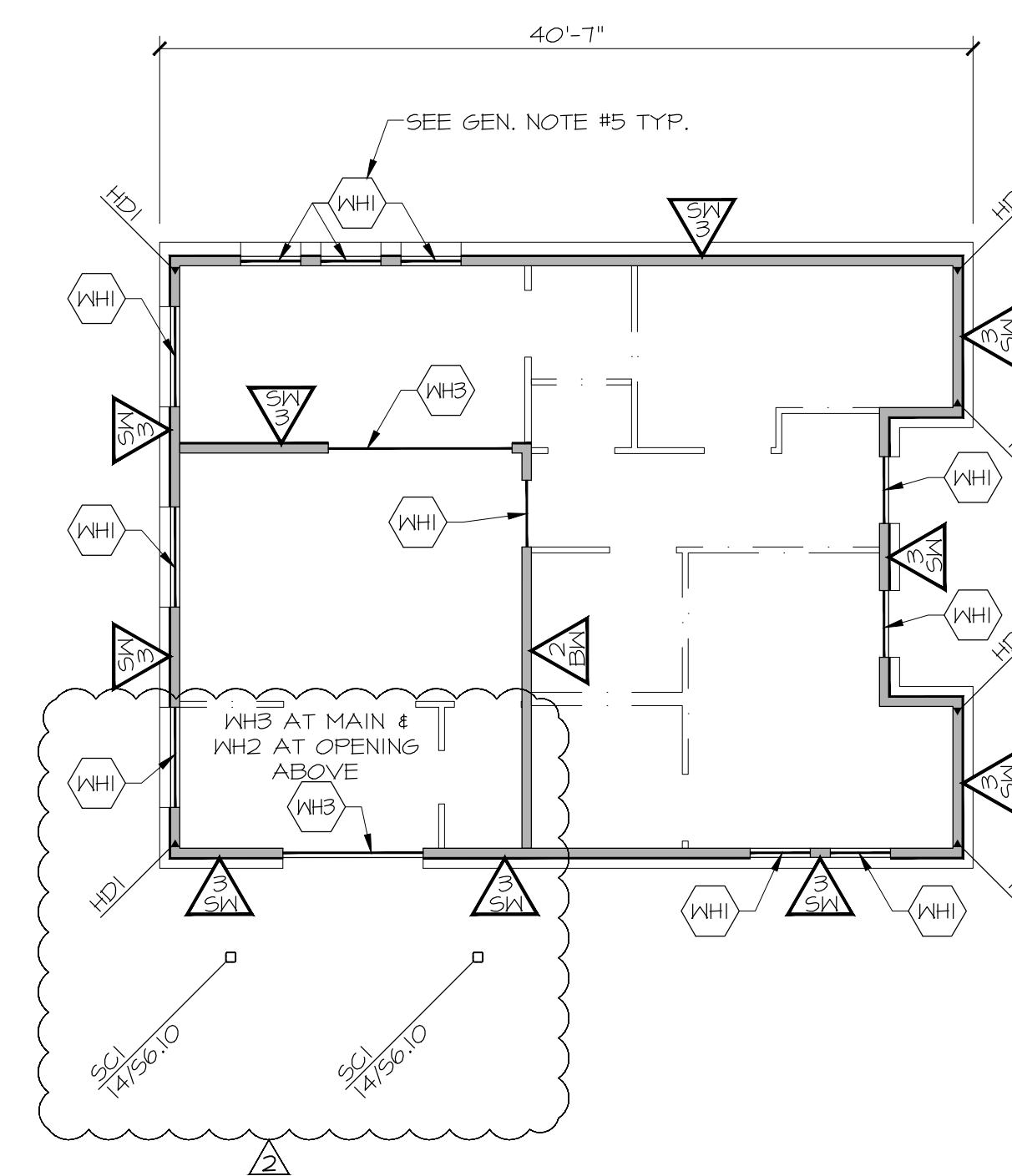
**DATE:**  
6/3/2019

**SHEET:**  
MP1.30

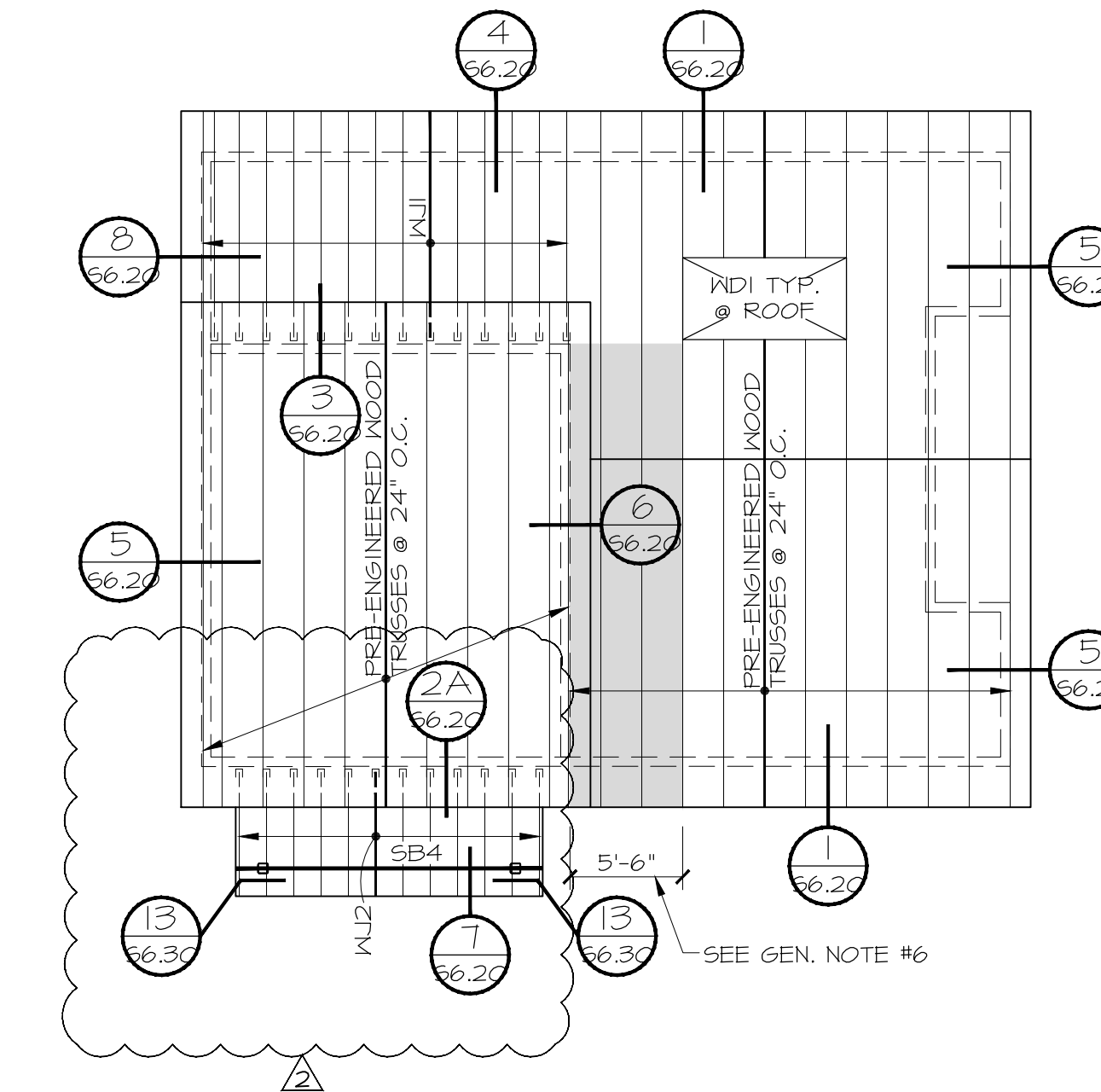
**CONTRACTOR'S NOTE:**  
 VERIFY ALL DIMENSIONS AND ELEVATIONS WITH ARCHITECT PRIOR TO THE START OF CONSTRUCTION



**FOUNDATION PLAN**  
 SCALE: 1/8" = 1'-0"



**WALL FRAMING PLAN**  
 SCALE: 1/8" = 1'-0"



**ROOF FRAMING PLAN**  
 SCALE: 1/8" = 1'-0"

- GENERAL NOTES**
- For marked description items on Plan see legend on sheet 511.
  - See Architectural Drawings for dimensions and roof slopes not shown.
  - All horizontal rebar in walls and footings to be drilled and epoxied into existing foundation. Use Simpson AT-XP anchoring system w/ 4 1/4" minimum embedment or equivalent.
  - See Foundation Plan and Wall Framing Plan for embeds @ top of concrete walls or piers.
  - Provide L5x3 1/2x1/4 (Long Lag Horizontal) veneer lintel above openings with stone veneer.
  - Design trusses for an additional 25 psf snow drift load at shaded area.

DPW No. 17-603 | VA No. FAI ID-13-03  
 Southeast Idaho Veterans Cemetery  
 Construction Documents  
**ADMINISTRATION BUILDING - PER VA PROGRAM**

NO.	REMARKS
1	ADDENDUM NO. 2 - 06.03.19

PROJECT INFORMATION	
CHECKED	JGM
DRAWN	JGM, JAG, AWJ
DATE	May 6, 2019
SB&B JOB NO.	18-144
DPW JOB NO.	17-603
VA JOB NO.	FAI ID-13-03
SHEET NUMBER:	

**G&S STRUCTURAL ENGINEERS**  
 505 LINDSAY BOULEVARD  
 IDAHO FALLS, IDAHO 83402  
 PHONE: (208) 523-6918 / FAX: (208) 523-9922  
 E-MAIL: gse@gsengineering.com COPYRIGHT 2019  
 PROJECT NUMBER: 17130  
 DRAFTER: ELI DESIGNER: MA CHECKER: RF

**S1.00**  
 PACKAGE NUMBER: 2-BUILDING OBS

BID DOCUMENTS







Southeast Idaho Veterans Cemetery  
Electrical Addenda

Sheet E1.00 – Electrical Site Plan

- 1A. Garrison Flagpole: For the 120 volt circuit, install a pull box adjacent to the curb approximately 45 feet east of the flagpole. Idaho Precast S-40T, 17"x22" precast concrete with steel diamond plate lid.
- 1B. Install a dedicated 20 amp circuit from the committal shelter to this pull box. (3)#4 – 1".
- 1C. Adjacent to the pull box, install a single-gang weatherproof bell box with a 20 amp duplex receptacle on a galvanized steel channel at 12" above grade. Install the steel channel in a concrete post base that is 12" diameter and 30" deep.
- 2A. Flood lights at entry: Install a pull box adjacent to the first flood light. Idaho Precast S-40T, 17"x22" precast concrete with steel diamond plate lid. Homerun (3)#6-1" to a spare 20 amp circuit in Panelboard M in the maintenance building. Route the homerun thru an LED compatible photocell on the building. Intermatic K4336S or approved equal.
- 2B. Flood light mounting: concrete post base 12" diameter x 30" deep with a threaded galvanized rigid steel conduit protruding 6" out of the top. The luminaires are furnished with a 1/2" threaded fitting.

E1.01 – Well House Electrical Plan

1. Add a circuit to the electric heater flush in wall, type EH-1. Refer to mechanical plans for location. Homerun to a 20A/2P circuit breaker in panelboard W.
2. Extend the 120 volt lighting circuit to ceiling exhaust fan EF-1. Install an empty outlet box at +44" adjacent to the light switch with 1/2" empty conduit up to the exhaust fan. This empty box is for a heat-rise thermostat installed by mechanical contractor.

#### E2.10 – Lighting Plans Admin Building

- 1A. Base Bid: Replace (4) luminaires type T1 with (8) luminaires type T2. Refer to revised architectural sheet A1.00 for ceiling layout.
- 1B. Bid Alternate: Replace (6) luminaires type T1 with (8) luminaires type T2. Refer to revised architectural sheet A1.10 for ceiling layout.
- 2A. Bid Alternate: There are (2) luminaire type RR located in the soffit in front of the vestibule and connected to the exterior lighting circuit.

#### E2.20 – Lighting Plans Maintenance Building Base Bid

1. Luminaires in service bay to be suspended 24”.

#### E2.21 - Lighting Plans Maintenance Building Bid Alternate

1. Luminaires in service bay to be suspended 24”.
- 2A. For exhaust fan #4 in the service bay, homerun to a dedicated 20 amp circuit. And install a 20 amp switch to control the fan. Mount the switch near the light switch on the wall of the Parts & Tool Rm.
- 2B. Install conduit and conductors to interlock the fan with the motorized louver on the exterior wall.

#### E5.20 – Electrical Schedules

1. Luminaire type WP: change voltage to MVOLT.
2. Add luminaire type T2: same as T1 except 2x2 size, and 2000 lumens.

**END OF ADDENDA**



